



LITHIUM

PT45L-Li

4,500 lbs. Capacity
Powered Pallet Jack



Why choose between price and quality **WHEN YOU CAN HAVE BOTH!**



HIGHLIGHTS

- ▶ American Curtis Travel Controller with CAN-bus control
- ▶ Powerful AC drive motor
- ▶ Lithium battery: 24V/100Ah with battery heating system
- ▶ Built-in charger 24V/20A
- ▶ Fast charging 5 hours
- ▶ Pin-code panel and RFID card access
- ▶ Pinwheel turning - drive with tiller in vertical position
- ▶ Ergonomic German REMA control handle with horn and emergency belly button, dual butterfly-style thumb controls for traveling
- ▶ Electric lifting and lowering buttons
- ▶ Travel speed: 3.7mph (unloaded), 3.1mph (loaded)
- ▶ Speed reduction in turns
- ▶ Traction tire PU
- ▶ Gradeability: 12% (unloaded), 20% (loaded)

PT45L-Li

4,500 lbs. Capacity
Powered Pallet Jack

The high performance PT45L-Li Lithium Walkie Pallet Jacks are powerful, quiet, very low maintenance, ultra-smooth, and are perfect for medium and heavy-duty material handling. Their extremely compact design and small turning radius make them ideal for loading docks, warehouses, manufacturing, supermarkets, narrow aisles, and applications within confined spaces like retail stores, business centers, elevators, trailers, and containers.

ERGONOMIC AND SMART DESIGN

Automatic speed reduction, while turning, helps to prevent product damage.



The German REMA tiller head is comfortable and ergonomic, with large buttons that can be easily used by operators, even while wearing gloves.

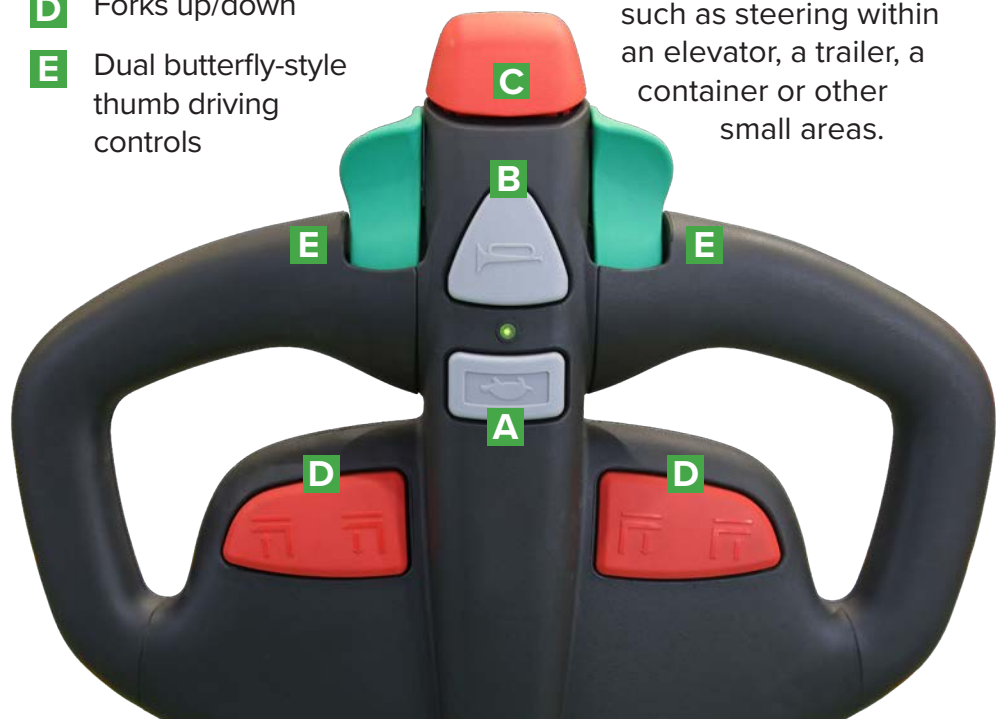


Keyless PIN code lock or RFID card access simplifies access when several users operate one truck.

A Curtis battery discharge indicator with hour meter displays state of charge and tracks usage for maintenance scheduling.

- A** Turtle speed button
- B** Horn button
- C** Emergency belly button
- D** Forks up/down
- E** Dual butterfly-style thumb driving controls

Turtle button allows the truck to operate with the handle in the upright position (pinwheel capability), providing safe and easy operation within confined spaces such as steering within an elevator, a trailer, a container or other small areas.



HIGHLY PRODUCTIVE AND RUGGED

- ▶ Powerful AC drive motor delivers smooth acceleration, strong torque, and precise control
- ▶ Rugged steel chassis frame is stable and reliable, ensuring a long service life
- ▶ Rigid connection of drive end with battery compartment
- ▶ Emergency power disconnect

- ▶ Enclosed design and one-piece steel battery cover provides protection to the main components and delivers higher waterproof and dustproof ratings



A wear-resistant and shock-absorbing polyurethane traction wheel ensures superior traction.



Compact design allows for an extremely small turning radius, making it highly-maneuverable in tight environments.



An air spring returns the tiller of the truck to its vertical position smoothly, reducing wear.



A unique fork design allows for easy entrance and exit from pallets.



Capacity up to 4,500 lbs and ability to overcome ramps up to 12/20% (laden/ unladen) makes the PT45L-Li suitable for work in loading docks and on delivery operations.

Up to 12/20% (laden/ unladen)

HIGHLY PRODUCTIVE AND RUGGED

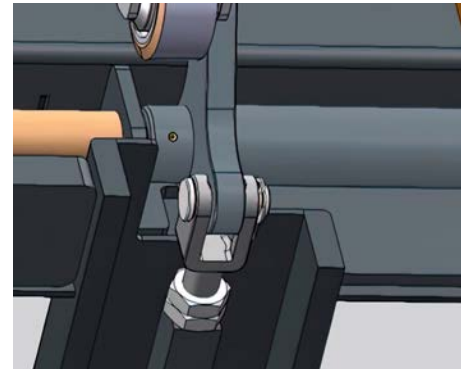
The PT45L-Li is equipped with a thermal heated battery designed specifically for cold storage and low-temperature environments. This advanced heating system helps maintain optimal battery performance and power delivery even in extreme conditions, allowing the truck to operate efficiently in refrigerated warehouses, freezers, and other sub-zero applications down to -0.4 degrees Fahrenheit.



Suspension casters enhance stability and ensure smooth transport.



The frame is surrounded by stamped steel, providing protection to the truck's components and the operator's feet during work.



Grease nipples on axles help reduce wear, extending equipment lifespan.

EASY MAINTENANCE



Convenient and fast access to all components. No special tools required.



External programming port makes parameter adjustments and maintenance efficient.



Easily check truck's condition and troubleshoot with Curtis controller and CAN-bus technology.

LONG LASTING AND SAFE LITHIUM POWER








NOBLELIFT uses LiFePO₄ chemistry, the longest lasting and safest lithium battery chemistry available. Our lithium batteries are equipped with a Battery Management System (BMS), thermal management system, and an automotive-grade DC high-voltage control system. BMS manages charging and discharging data to ensure safety throughout its life cycle.



PT45L-Li Pallet Jacks have a 3 year or 6,000 hour warranty on the lithium battery cells.

ADVANTAGES OF LITHIUM POWER

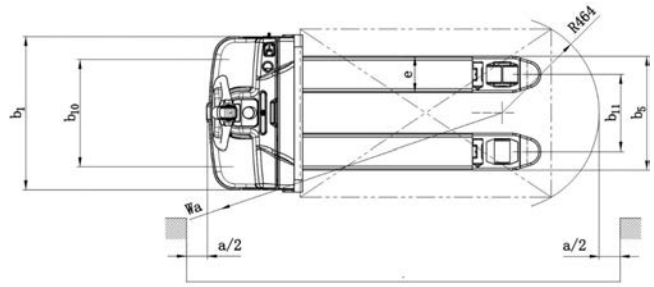
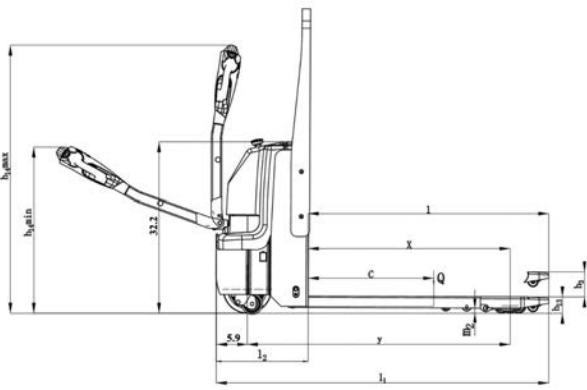
LITHIUM BATTERY ADVANTAGES

Lead-Acid Battery		Lithium Battery
Lower fleet availability - Work is interrupted because battery needs to be fully charged before next use	Productivity - Memory Effect 	100% Fleet availability - Opportunity charging allows battery to be charged in between use
Periodic battery replacement	Service Life 	Batteries last 3 times longer and do not need to be replaced
Outsourced or in-house maintenance personnel required	Ongoing Maintenance 	No maintenance cost
8-10 Hours - 2 or more batteries per lift truck	Charge Duration 	5 Hours - 1 Battery per lift truck
Build an expensive battery room with ventilation	Battery Room 	No battery room needed
Releases hydrogen while charging - Can result in explosion - Acid burns can happen during maintenance	Dangerous Substances 	No dangerous substances
Power loss	Power Savings 	No power loss - Reduces energy consumption by 35%

Fast-charging maintenance-free Lithium battery is fully charged in 5 hours. Battery can be opportunity charged during user breaks and during shift changes which allows the truck to run continuously through multi-shift operations. No battery changes are necessary.



Built-in charger provides added convenience.



Identification			
1.2	Model		PT45L-Li
1.3	Drive (electric – battery or mains, diesel, petrol, fuel gas, manual)		Lithium
1.4	Type of operation (hand, pedestrian, standing, seated, order picker)		Pedestrian
1.5	Load capacity / rated load	Q (lb)	4,500
1.6	Load center distance	c (in)	24
1.8	Load distance, center of drive axle to fork	x (in)	38
1.9	Wheel base	y (in)	49.5
Weights			
2.1	Service weight	lb	853
2.2	Axle loading, laden front / rear	lb	2,650 / 2,612
2.3	Axle loading, unladen front / rear	lb	683 / 170
Wheels, Chassis			
3.1	Tires (solid rubber, superelastic, pneumatic, polyurethane)		Polyurethane (PU)
3.2	Tire size, front	Øxw (in)	Ø 9.1 x 2.8
3.3	Tire size, rear	Øxw (in)	Ø 2.9 x 4.33
3.4	Additional wheels (dimensions)	Øxw (in)	Ø 3.9 x 1.6
3.5	Wheels, number front / rear (x = driven wheels)		1x+2/4
3.6	Tread, width, front	b ₁₀ (in)	20.1
3.7	Tread, width, rear	b ₁₁ (in)	14.4 20.2
Basic Dimensions			
4.4	Lift	h ₃ (in)	7.5
4.9	Height of tiller in drive position min./max.	h ₁₄ (in)	30.9 / 50.4
4.15	Height, lowered	h ₁₃ (in)	3.1
4.19	Overall length	l ₁ (in)	62.6
4.20	Length to face of forks	l ₂ (in)	17.3
4.21	Overall width	b ₁ (in)	28.7
4.22	Fork dimensions	s/e/l (in)	2.4 / 6.8 / 45
4.25	Width between forks	b ₅ (in)	21.3 27
4.32	Ground clearance, center of wheelbase	m ₂ (in)	1
4.34	Right Angle Stack with 32x48 pallet	A _{st} (in)	74.23
4.35	Turning radius	Wa (in)	56
Performance Data			
5.1	Travel speed, laden / unladen	mph	3.1 / 3.7
5.2	Lift speed, laden / unladen	in/s	1 / 1.4
5.3	Lowering speed, laden / unladen	in/s	2 / 1.4
5.8	Max. gradeability, laden / unladen	%	12 / 20
5.10	Service brake		Electromagnetic
E-Motor			
6.1	Drive motor rating S2 60 min	HP	2.3
6.2	Lift motor rating at S3 10%	HP	1.1
6.4	Battery voltage, nominal capacity K2	V/Ah	24V/100Ah
6.5	Battery weight	lb	65±1
6.6	Energy consumption acc. to VDI cycle	kWh/h	0.187
Others			
8.1	Type of drive control		AC-speed control
8.4	Sound level at driver's ear acc. to EN 12053	dB (A)	<70

A GLOBAL LEADER

NOBLELIFT is a global leader in Lithium Technology. We manufacture more than 200 categories and around 30 series of each product. Our products are designed to meet different application demands and are well accepted by our customers in more than 100 countries and regions in Europe, America, Asia, Africa and more.

Products include: sit-down forklifts, rough terrain forklifts, narrow aisle forklifts, walkie-stackers, order pickers, electric pallet trucks, scissor lifts, tuggers, tow tractors, scrubbers/sweepers, lift tables, manual pallet jacks and more.



FORKLIFTS



NARROW AISLE



STACKERS



POWERED PALLET TRUCKS



SCISSOR LIFTS



TUGGERS



SCRUBBERS

NOBLELIFT NORTH AMERICA

2475 S. Wolf Road
Des Plaines, IL 60018
T: 847-595-7100
F: 847-595-7200
sales@nobeliftna.com
www.nobeliftna.com



Website

AUTHORIZED DEALER